


Barbara Brackman

Morris Modernized

C.F.A. Voysey

LayerCake™ Friendly



№ PS8260 Morris Modernized Size: 68" x 79"

William Morris had many heirs in pattern design. Charles F.A. Voysey was an informal successor, a next generation designer who took Morris tradition well into the twentieth century. Like Morris, Voysey found inspiration in his English garden. A special affection for birds hides in the details---an aviary among the greenery. Barbara Brackman's new Arts and Crafts collection **Morris Modernized: C.F.A. Voysey** reproduces his inventive update of aesthetic ideas as prints for quilters by sampling his wide body of work in colors echoing his favorites:

"Nature feasts us with delicate greens, greys, blues, purples."



№ 8260 12*
Aquamarine



№ 8261 11*
Aquamarine



№ 8263 11
Aquamarine




№ 8264 11
Aquamarine



№ 8265 11*
Aquamarine



№ 8266 11*
Aquamarine



№ 8260 18*
Bellflower Blue



№ 8262 17*
Bellflower Blue




№ 8263 17*
Bellflower Blue



№ 8265 18*
Bellflower Blue



№ 8264 17
Bellflower Blue



№ 8260 15
Dove Grey



№ 8261 15*
Dove Grey



№ 8266 17
Bellflower Blue

How do you do...

How do you translate an idea into a fabric line? What steps do you take?

I get my ideas from historical fabrics. Most quilters associate me with the Civil War era but I am a big fan of Arts & Crafts design from the 1880s through the 1930s, which inspired my reproductions of William Morris fabrics.

*My latest line is called **Morris Modernized: C.F.A. Voysey**.*

Charles Voysey (1857-1941) was an English architect, a talented pattern designer who created dozens of wallpaper and textile designs to furnish the interiors of the homes he planned.

His patterns date from the 1890s into the 1930s. I chose prints designed before 1915 because those are out of copyright. That's one of the first steps I take: I make sure the originals are in the public domain. I found many images so I had a lot to choose from.

The next step is to pick a range of size from small-scale prints like the Oleander leaf to large-scale drama like the diagonal floral Oswin. I included three of Voysey's signature bird prints. Like William Morris he included birds in his gardens. I also looked to different styles in Voysey's body of work from his earlier Art Nouveau designs with lots of detail to his more modern and simplified patterns. There are seven different prints in the collection. The names for the prints were given by Voysey.

Choosing colors is the hardest part for me because we have to incorporate the palette across the range of prints. The originals might be quite diverse in color but the reproduction collection must have a selection of common colors. The colors originated with Charles Voysey who described his palette as "bright and hopeful cheeriness." He was working at a time when many new dyes and pigments were available and he made the most of shades like blue-violet and aquamarines, which we echoed in the colorways. He also made good use of traditional brick reds and browns.

I choose the colors and then the computers take over, combining them in a variety of backgrounds and figures. From about 100 variations we get as small swatches or strikeoffs we picked 30 we thought worked best. I chose color names for the different categories – the colorways – this time thinking about Voysey's England.

The next step is marketing the line. The more quilters know about historical fabrics the better their choices. Almost everyone interested in Arts & Crafts knows William Morris, but C.F.A. Voysey is not so well-known. To remedy that I have started a blog devoted to historically modern textiles like Voysey's, giving readers information about where these fabrics come from. I'll have free patterns for small home decorating textiles too. Check it out at

historicallymodernquilts.blogspot.com.

What keeps you current with trends in color, design and projects?

I love looking at design blogs like Venetian Red, The Textile Blog and Style Court and spend way too much time looking at Pinterest pages. I'm always looking to antique quilts for project ideas. So I have to spend a lot of time scrolling through online auction sites like eBay and LiveAuctioneers. [Poor me! I have to; it's part of my job.] It's a wonder I get anything done besides saving ideas.

Voysey Inspired Prints

- 1 Oleander 1890-1910
- 2 Thistle 1890-1901
- 3 Bird and Berries 1893
- 4 Pyracantha 1901
- 5 Bird and Tulip 1890-1910
- 6 Saladin 1897
- 7 Oswin 1895



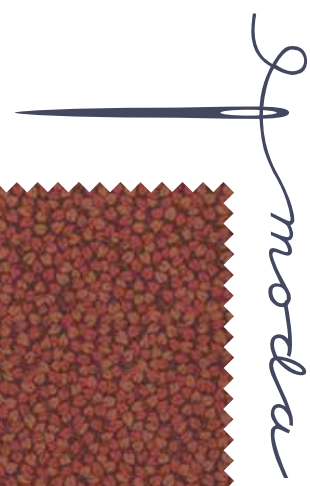
No 8262 15*
Dove Grey



No 8265 14
Persimmon



No 8264 14*
Dk Persimmon



No 8264 13*
Persimmon




7

No 8266 13
Persimmon



No 8262 13*
Persimmon



1

No 8260 14*
Persimmon



No 8260 16*
Fog Green



No 8263 15*
Dove Grey



No 8265 16*
Dove Grey




No 8266 15
Dove Grey



No 8263 14
Persimmon



No 8265 15
Fog Green



4

No 8263 16*
Fog Green



2

No 8261 14*
Persimmon



No 8266 16*
Fog Green

8260

Asst.
15

Asst.
10

Low Cal
16

AB

F8

JR

LC

PP

PS

• 100% Premium Cotton • 30 Prints
JR's, LC's & PP's include two each of 8260 and 8265.

Delivery: October, 2013